





# AX Series

Through the use of rugged stainless steel, steel, and aluminum construction, with virtually maintenance free finishes, Bridgeman's AX Series safe deposit boxes offer attractive, low cost modular construction, and minimal upkeep. AX series boxes combines 1/2" solid alloy doors faced with stainless steel with cabinets of powder coated rust-resistant steel.


**SAFE  
DEPOSIT**




**Model:** AX-42  
**Opening:** 42 Openings, 3"x5"



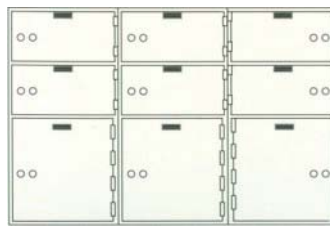
**Model:** AX-24  
**Opening:** 24 Openings, 5"x5"



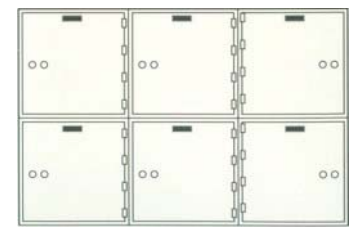
**Model:** AX-21  
**Opening:** 21 Openings, 3"x10"



**Model:** AX-12  
**Opening:** 12 Openings, 5"x10"



**Model:** AX-9  
**Opening:** 9 Openings, (6) 5"x10", (3) 10"x10"



**Model:** AX-6  
**Opening:** 6 Openings, 10"x10"


## AX Finish



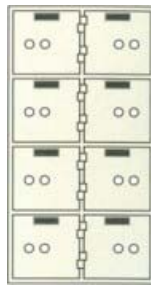
# AXN Series

Through the use of rugged stainless steel, steel, and aluminum construction, with virtually maintenance free finishes, Bridgeman's AXN Series safe deposit boxes offer attractive, low cost modular construction, and minimal upkeep. AXN series boxes combines 1/2" solid alloy doors faced with stainless steel with cabinets of powder coated rust-resistant steel.

**SAFE  
DEPOSIT**



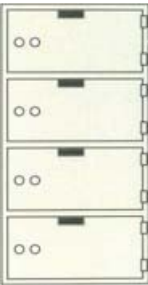
**Model:** AXN-14  
**Opening:** 14 Openings, 3"x5"




**Model:** AXN-8  
**Opening:** 8 Openings, 5"x5"



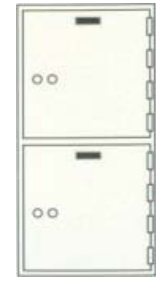
**Model:** AXN-7  
**Opening:** 7 Openings, 3"x10"



**Model:** AXN-4  
**Opening:** 4 Openings, 5"x10"



**Model:** AXN-3  
**Opening:** 3 Openings, (2) 5"x10", (1) 10"x10"



**Model:** AXN-2  
**Opening:** 2 Openings, 10"x10"

## AXN Finish




# SDX & SDXN Series

Through the use of rugged stainless steel, steel, and aluminum construction, with virtually maintenance free finishes, Bridgeman's SDX and SDXN Series safe deposit boxes offer attractive, low cost modular construction, and minimal upkeep.

**SAFE  
DEPOSIT**

## SDX




**Model:** SDX-6  
**Opening:** 6 Openings, (3) 5"x10", (3) 10"x10"




**Model:** SDX-9  
**Opening:** 9 Openings, 5"x10"



**Model:** SDX-15  
**Opening:** 15 Openings, 3"x10"



**Model:** SDX-18  
**Opening:** 18 Openings, 5"x5"



**Model:** SDX-30  
**Opening:** 30 Openings, 3"x5"

## SDXN



**Model:** SDXN-2  
**Opening:** 2 Openings, (1) 5"x10", (1) 10"x10"



**Model:** SDXN-3  
**Opening:** 3 Openings, 5"x10"



**Model:** SDXN-5  
**Opening:** 5 Openings, 3"x10"



**Model:** SDXN-6  
**Opening:** 6 Openings, 5"x5"




**Model:** SDXN-10  
**Opening:** 10 Openings, 3"x5"




# SD & SS Series

**SAFE  
DEPOSIT**


Through the use of rugged stainless steel, steel, and aluminum construction, with virtually maintenance free finishes, Bridgeman's SD and SS Series safe deposit boxes offer attractive, low cost modular construction, and minimal upkeep. SD comes in a hammertone silver enamel. SS has a satin finish stainless steel plate, bonded into a recess in the high pressure diecast solid aluminum door.



**Model:** SD or SS-3  
**Opening:** 3 Openings, 15"x10"



**Model:** SD or SS-6  
**Opening:** 6 Openings, (3) 6"x10", (3) 9"x10"



**Model:** SD or SS-6A  
**Opening:** 6 Openings, (3) 5"x10", (3) 10"x10"




**Model:** SD or SS-9  
**Opening:** 9 Openings, (3) 3"x10", (3) 6"x10"




**Model:** SD or SS-9A  
**Opening:** 9 Openings, 5"x10"




**Model:** SD or SS-15  
**Opening:** 15 Openings, 3"x10"



**Model:** SD or SS-18  
**Opening:** 18 Openings, 5"x5"



**Model:** SD or SS-30  
**Opening:** 30 Openings, 3"x5"



**Model:** SD or SS-42  
**Opening:** 42 Openings, 2"x5"

## SD Finish




## SS Finish



# SN & ST Series

**SAFE  
DEPOSIT**

Through the use of rugged stainless steel, steel, and aluminum construction, with virtually maintenance free finishes, Bridgeman's SN and ST Series safe deposit boxes offer attractive, low cost modular construction, and minimal upkeep. SN comes in a hammertone silver enamel. ST has a satin finish stainless steel plate, bonded into a recess in the high pressure diecast solid aluminum door.



**Model:** SN or ST-1  
**Opening:** 1 Opening, 15"x10"



**Model:** SN or ST-2  
**Opening:** 2 Openings, (1) 6"x10", (1) 9"x10"



**Model:** SN or ST-2A  
**Opening:** 2 Openings, (1) 5"x10", (1) 10"x10"




**Model:** SN or ST-3  
**Opening:** 3 Openings, (1) 3"x10", (2) 6"x10"



**Model:** SN or ST-3A  
**Opening:** 3 Openings, 5"x10"



**Model:** SN or ST-5  
**Opening:** 5 Openings, 3"x10"



**Model:** SN or ST-6  
**Opening:** 6 Openings, 5"x5"



**Model:** SN or ST-10  
**Opening:** 10 Openings, 3"x5"



**Model:** SN or ST-14  
**Opening:** 14 Openings, 2"x5"

## SN Finish



## ST Finish

