

ROLLAND

International Eurovault Safes

These burglary and fire resistant safes are an affordable solution to protect documents and valuables.

All Eurovaults come with the revolutionary **Security Installation Platform** to ensure accurate, secure installation.



The four-point anchoring system and pry-resistant designs deters attempts to remove the safe by force.

SIP →

U.L. Group II combination lock with satin finish dial, dial ring, and handle

Auto firing passive relocker protects locks during forced entry attempt

High security key lock on most sizes

One hour fire rating at 1500°

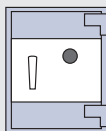
High tensile strength drill resistant stainless steel hardplate

Heavy duty, adjustable shelves

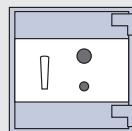
Auto lock bolt extends automatically after door is closed

Excellent for both residential and small business use!

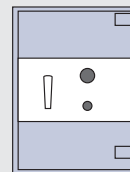
High security safe construction in a variety of sizes,



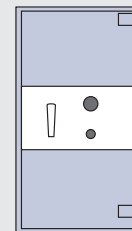
EV-1713



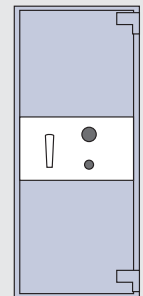
EV-1717



EV-2417



EV-3417



EV-4517

Model	Interior H x W x D (in)	Exterior H x W x D (in)	Weight (lbs)	Capacity (cu ft)	Shelves
EV-1713	17 x 13 x 13	21 x 17 x 19.5	380	1.6	1
EV-1717	17 x 17 x 17	21 x 21 x 23.5	510	2.8	1
EV-2417	24 x 17 x 17	28 x 21 x 23.5	625	4.2	2
EV-3417	34 x 17 x 17	38 x 21 x 23.5	810	5.6	2
EV-4517	45 x 17 x 17	49 x 21 x 23.5	1084	7.5	3

Customized Design and Extra Features

International EVRH-2417

The international Eurovault Rotary Hopper is the first depository safe of its kind

Great for any business environment!

Provides temporary storage for excess cash throughout the day

Deposit through tamper-proof slot, and pull the rotary hopper

Slot sends accumulated cash into a secured inner compartment

Electronic lock available



Interior H x W x D (in)
10/compartments x 17 x 17
Exterior H x W x D (in)
28.75 x 22.5 x 23.5
Weight (lbs)
693
Capacity (cu ft)
1.8
Shelves
0

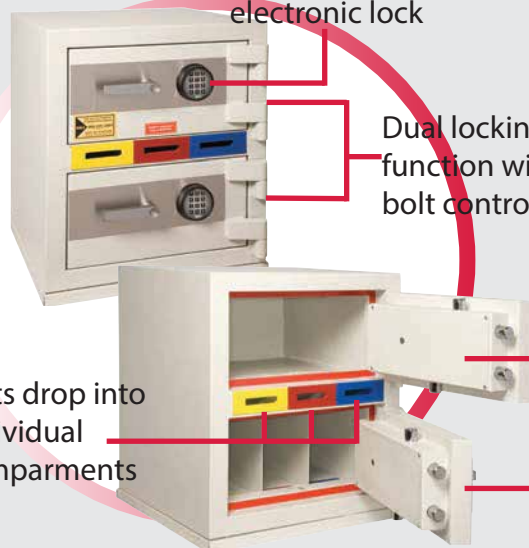
Secure until authorized personnel opens moves contents to a high security location

Shown with electronic lock

Dual locking function with bolt control

Slots drop into individual compartments

Two separate locking compartments



Interior H x W x D (in)
24 x 17 x 17
Exterior H x W x D (in)
28 x 21 x 23.5
Weight (lbs)
625
Capacity (cu ft)
4.2
Shelves
0

Electronic lock offers programmable combinations, multiple user interface, time delay, and auditing feature

Dallas
3140 Towerwood Drive
Dallas, Texas 75234
Tel. 972.243.3711
Toll. 800.225.2984

www.rslc.net

New Orleans
1926 Airline Drive
Metairie, LA 70001
Tel. 504.835.7233
Toll. 800.873.8898

www.rollandnola.net